



Better Market Street 2020 Virtual Open House Public Comment and Survey Summary

(December 2020)

Public Open House:

- November 2-30, 2020
- Two public meetings:
 - November 4, 12-1PM
 - 123 Participants
 - November 9, 6-7:30 PM
 - 158 Participants
- 121 Public Comments Received via email between 10/27 - 11/30

Public Survey:

- Survey responses accepted between November 12 to December 4, 2020
- Available in English, Spanish, Chinese and Filipino
- 388 Survey Responses
 - (388 English, 0 Spanish, 0 Chinese and 0 Filipino)

Better Market Street Survey Questions/Responses:

(Q1) What do you like about this design?



Common Themes (357 Responses):

- Many like having a dedicated Muni and transit lane
- Many like having a wider lane for bicycles
 - (11 feet wide curb lane vs. varying 5-8 feet wide in the previous design)
- Many like the inclusion of elements and restrictions that help slow down/limit vehicles on Market Street, such as speed tables and commercial delivery/loading/unloading restrictions during peak commute hours

Samples of feedback received consistent with overall themes:

"It provides a good pedestrian experience, clearly separated from bicyclists. It will aid the efficient use by public transit, will provide for accessible paratransit and taxi service to continue on Market Street and also allows for commercial loading at certain times that is essential for businesses to function. It strikes a practical and good balance for all users. Reducing the vehicle traffic volume and speeds on Market Street will be a benefit to bicyclists and the shared lane will provide more space to accommodate large volumes of bike riders."

"It gives some amount of priority for non-motorized traffic, which is good. It also gives muni priority lanes, which is key! I love the improvements to boarding islands, making them ADA compliant. Speed tables are great, too -- whenever possible, it's important to engineer the street to make reckless driving or speeding impossible, rather than relying on (extremely rare) enforcement."

"I like that this will lead to less conflict between buses and bikes in the curbside lane. I also like that the sidewalk is very wide, and that there will be a smaller effect on the businesses during these COVID times. I also like that it does not preclude a raised bike lane in the future."

(Q2) What concerns do you have with the 2020 design?



Common Themes (385 Responses):

- Many had concerns about not having a dedicated/protected bicycle-only lane and having to share a lane with other paratransit, taxi and delivery vehicles
- Many had concerns about not having assurances that there would be additional enforcement to keep all private/non-essential vehicles off Market Street

Samples of feedback received consistent with overall themes:

“SO many. Market Street had the potential to be a world class flagship street with a bike artery connecting to every neighborhood in the city. Now, the average or “bike curious” commuter won’t feel safe [...] We are told to trust that these motorized vehicles will behave, but I’ve seen zero evidence of that based on my experience on Market Street in the past year (even after “car free” Market). We cannot even enforce car free Market right now [...]”

“It simply does not look very safe to bike. Allowing taxis, delivery trucks and other vehicles to share a lane with cyclists, skateboarders and scooter riders is a bad idea. I’m a very competent cyclist, and even I don’t feel comfortable when cars and trucks are nearby [...]”

“Having bicycles and scooter sharing the travel lane with taxis and commercial vehicles runs counter to the city’s commitment to Vision Zero.”

(Q3) Does this design make you feel safer than biking on Market Street today?

[With one (1) worse than today, three (3) is no change, and five (5) better than today.]

a. Average Rating: **2.53** (380 Responses)

(Q4) What additional treatments or restrictions would make you feel more comfortable in the shared curb lane?



Common Themes (361 Responses):

- Make the curb lane a dedicated bicycle lane and not shared with other vehicles. Achieve this by moving taxis and paratransit to the center lane with Muni
- Incorporate forced right turns at regular intervals/intersections
- Restrict and enforce delivery vehicle access on Market Street to non-peak hours and/or move all delivery/loading/unloading to side streets

Samples of feedback received consistent with overall themes:

“I would like forced right turns for vehicles at every intersection so that they can only be on the street for one block at a time. Similarly, painting the entire lane green, marking it as a bike space would be nice. Clearly indicating that it’s an area primarily for bikes rather than vehicles.”

“This design could be supported by a public education campaign on how to properly use the lanes, how to bike/scoot/e-bike with safety and courtesy, etc. Do not expect public to understand immediately a new feature a designer is assuming is intuitive. It probably won’t be intuitive to everyone.”

“Limit hours of truck use so doesn’t conflict with peak rush hour pedestrians and bicyclists.”

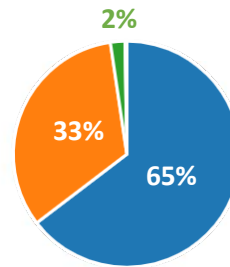
(Q5) The proposed design for Market Street has all Muni vehicles in one lane for each direction, with accessible boarding islands.

Having all Muni in one lane will reduce conflicts between bikes and transit, and reduce delays to transit caused by red lights. The proposed design also adds a center-lane stop at 6th Street. **Do you think this will improve your transit experience compared to riding transit on Market today?** [With one (1) not improving, three (3) is no change, and five (5) greatly improving.]

b. Average Rating: **3.42** (373 Responses)

(Q6) How often do you use Market Street?

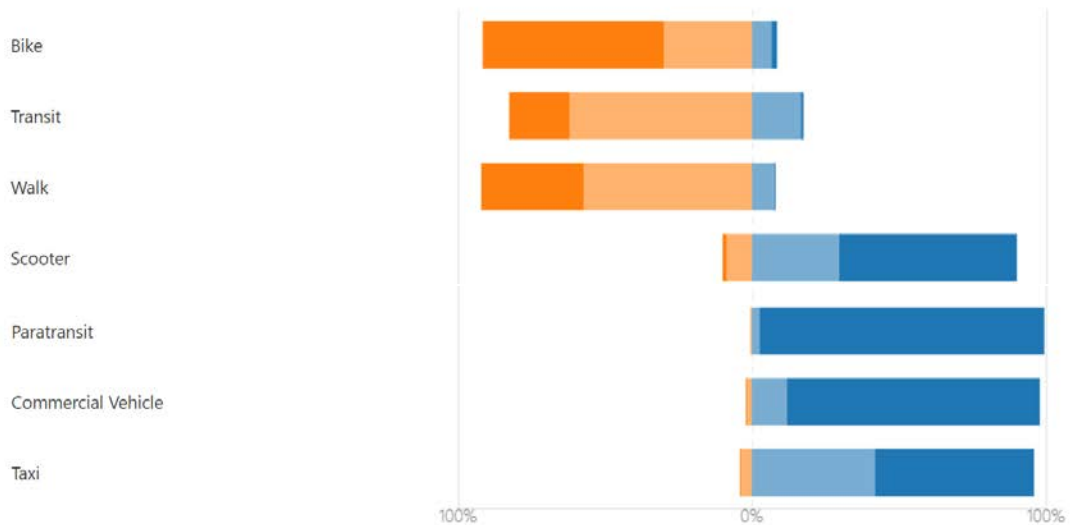
All the time	250
Sometimes	128
Rarely	8
Does not apply to me	1



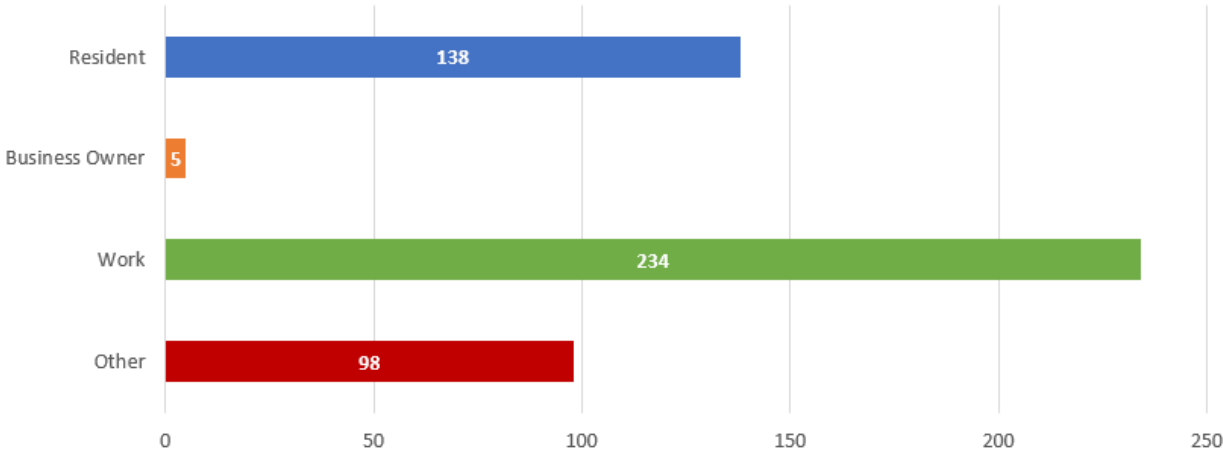
65% of survey participants use Market Street all the time, followed by 33% who use it sometimes and 2% who rarely use Market Street

(Q7) Which modes do you use most often to travel along Market Street?

Legend: All the time (orange), Sometimes (light orange), Rarely (light blue), Does not apply to me (dark blue)



(Q8) Please tell us your relationship to Market Street (Select all that apply)*

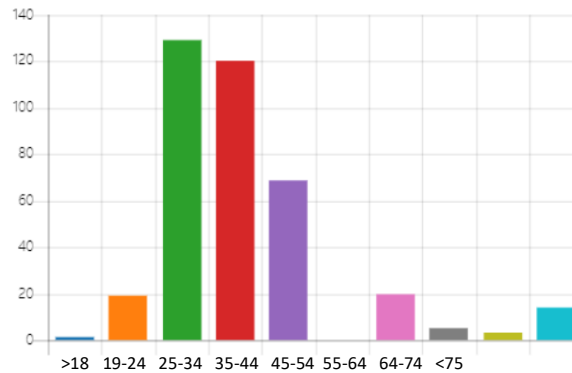


*Survey participants could select more than one option for this question, i.e. indicating that they may both live and work on or near Market Street. Out of 388 of total survey participants, **234** identified that they work on or near Market Street, **138** live on or near Market Street, **98** identified their relationship to Market Street as “other” and **5** have a business on or near Market Street.

Voluntary Title VI Survey Participant Demographic Information:

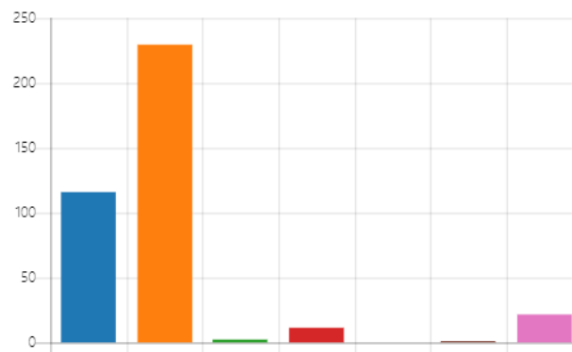
What is your age?

18 or under	1
19-24	19
25-34	129
35-44	120
45-54	69
55-64	0
65-74	20
75 or over	5
Don't know/not sure	3
Prefer not to answer	14



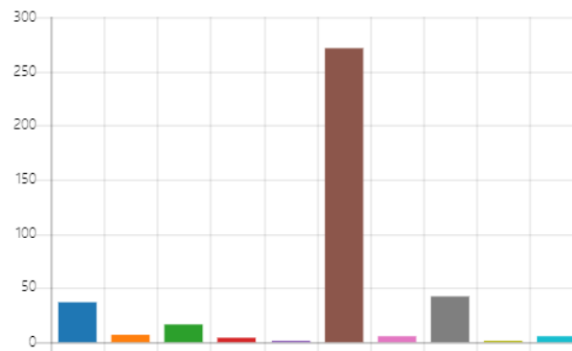
How do you describe your gender identity? (Select all that apply)

Female	116
Male	230
Transgender	2
Gender Non-binary	11
Another Gender	0
Don't know/not sure	1
Prefer not to answer	22



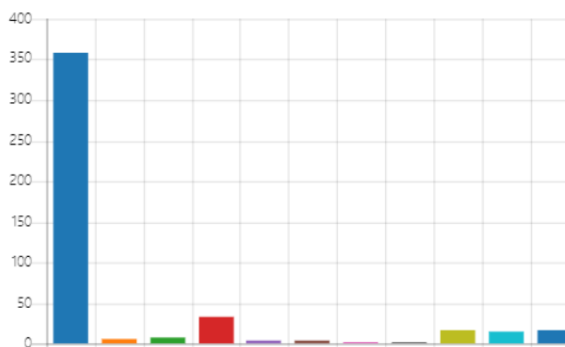
With what race and/or ethnicity do you identify? (Select all that apply)

Asian and/or Pacific Islander	37
Black or African American	7
Hispanic and/or Latinx	16
Middle Eastern and/or North ...	4
Native American	1
White	272
Don't know/not sure	5
Prefer not to answer	42
Another race or ethnicity (plea...	1
Other	6



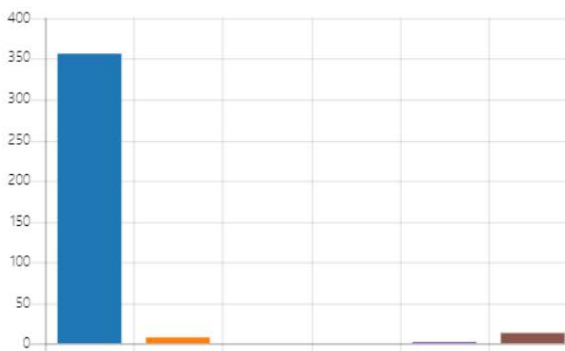
Please select all languages that you speak at home. (Select all that apply)

English	359
Cantonese	6
Mandarin	8
Spanish	32
Filipino and/or Tagalog	3
Russian	4
Vietnamese	1
Don't know/not sure	2
Prefer not to answer	16
Another language (please spe...	14
Other	16



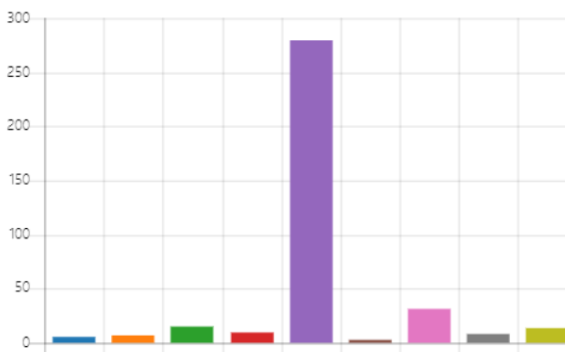
How well do you speak English?

Very well	356
Well	8
Not well	0
Not at all	0
Don't know/not sure	1
Prefer not to answer	12



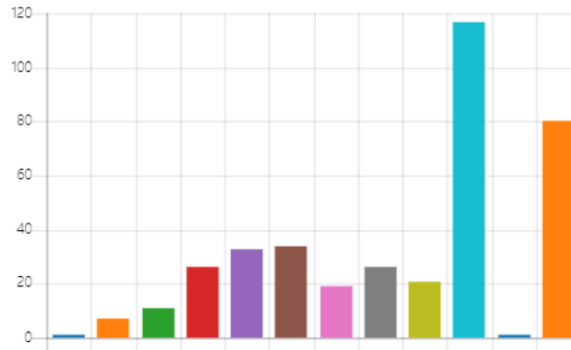
Do any of the following disabilities currently affect your daily life? (Select all that apply)

Blindness or vision impairment	6
Hearing impairment	7
Mobility disability (example: di...	15
Cognitive or mental impairment	9
None	280
Don't know/not sure	3
Prefer not to answer	31
Another Disability or disabling...	8
Other	13



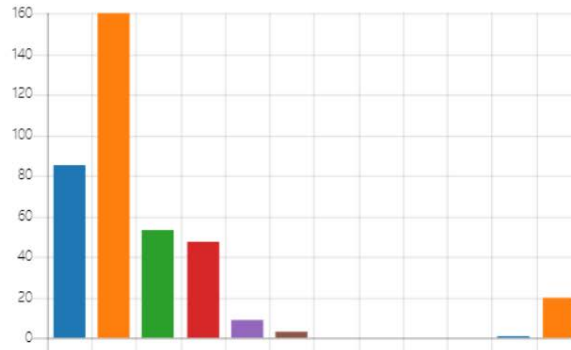
What is the total annual income (before taxes) of everyone in your household?

● Less than \$10,000	1
● \$10,000 to \$24,999	7
● \$22,000 to \$49,999	11
● \$50,000 to \$74,999	26
● \$75,000 to \$99,999	33
● \$100,000 to \$124,999	34
● \$125,000 to \$149,999	19
● \$150,000 to \$174,999	26
● \$175,000 to \$199,999	21
● \$200,000 or more	117
● Don't know/not sure	1
● Prefer not to answer	80



How many people are in your household?

● 1	85
● 2	160
● 3	53
● 4	47
● 5	9
● 6	3
● 7	0
● 8	0
● 9	0
● 10 or more	0
● Don't know/not sure	1
● Prefer not to answer	20



Do you or someone in your household own a car that is used for transportation in San Francisco?

● Yes	176
● No	194
● Not applicable/don't know/no...	6

